



# SHI-PRODUKTPASS

Produkte finden - Gebäude zertifizieren

SHI-Produktpass-Nr.:

**12065-10-1033**

## Kährs Infinity


Warengruppe: elastischer Bodenbelag ohne PVC



Kährs Parkett Deutschland GmbH & Co. KG  
Konrad-Adenauer-Str. 15  
72072 Tübingen



### Produktqualitäten:










*Köttner*

Helmut Köttner  
Wissenschaftlicher Leiter  
Freiburg, den 12.03.2025



**Kährs®**

## Inhalt

 SHI-Produktbewertung 2024	1
 Qualitätssiegel Nachhaltiges Gebäude	2
 EU-Taxonomie	3
 DGNB Neubau 2023	4
 DGNB Neubau 2018	6
 BNB-BN Neubau V2015	7
 BREEAM DE Neubau 2018	8
Produktsiegel	9
Rechtliche Hinweise	10
Technisches Datenblatt/Anhänge	10

Wir sind stolz darauf, dass die SHI-Datenbank, die erste und einzige Datenbank für Bauprodukte ist, die ihre umfassenden Prozesse sowie die Aktualität regelmäßig von dem unabhängigen Prüfunternehmen SGS-TÜV Saar überprüfen lässt.





Produkt:

**Kährs Infinity**

SHI Produktpass-Nr.:

**12065-10-1033**



**Kährs®**

## SHI-Produktbewertung 2024

Seit 2008 etabliert die Sentinel Holding Institut GmbH (SHI) einen einzigartigen Standard für schadstoffgeprüfte Produkte. Experten führen unabhängige Produktprüfungen nach klaren und transparenten Kriterien durch. Zusätzlich überprüft das unabhängige Prüfunternehmen SGS regelmäßig die Prozesse und Aktualität.

Kriterium	Produktkategorie	Bewertung
SHI-Produktbewertung	Bodenbeläge	Schadstoffgeprüft



Produkt:

**Kährs Infinity**

SHI Produktpass-Nr.:

**12065-10-1033**



## Qualitätssiegel Nachhaltiges Gebäude

Das Qualitätssiegel Nachhaltiges Gebäude, entwickelt durch das Bundesministerium für Wohnen, Stadtentwicklung und Bauwesen (BMWSB), legt Anforderungen an die ökologische, soziokulturelle und ökonomische Qualität von Gebäuden fest. Das Sentinel Holding Institut prüft Bauprodukte gemäß den QNG-Anforderungen für eine Zertifizierung und vergibt das QNG-ready Siegel. Das Einhalten des QNG-Standards ist Voraussetzung für den KfW-Förderkredit. Für bestimmte Produktgruppen hat das QNG derzeit keine spezifischen Anforderungen definiert. Diese Produkte sind als nicht bewertungsrelevant eingestuft, können jedoch in QNG-Projekten genutzt werden.

Kriterium	Pos. / Bauproduktgruppe	Betrachtete Stoffe	QNG Freigabe
3.1.3 Schadstoffvermeidung in Baumaterialien	2.2 Elastische Bodenbeläge – auch mehrschichtige Systeme	VOC / Emissionen / gefährliche Stoffe / Polyzyklische Aromatische Kohlenwasserstoffe (PAK) / SVHC / Schwermetalle	QNG-ready
<b>Nachweis:</b> Herstellererklärung vom 17.02.2025			
<b>Bewertungsdatum:</b> 03.03.2025			



Produkt:

**Kährs Infinity**

SHI Produktpass-Nr.:

**12065-10-1033**



## EU-Taxonomie

Die EU-Taxonomie klassifiziert wirtschaftliche Aktivitäten und Produkte nach ihren Umweltauswirkungen. Auf der Produktebene gibt es gemäß der EU-Verordnung klare Anforderungen zu Formaldehyd und flüchtigen organischen Verbindungen (VOC). Die Sentinel Holding Institut GmbH kennzeichnet qualifizierte Produkte, die diesen Standard erfüllen.

Kriterium	Produkttyp	Betrachtete Stoffe	Bewertung
DNSH - Vermeidung und Verminderung der Umweltverschmutzung	Bodenbeläge (einschließlich zugehöriger Kleb- und Dichtstoffe)	Stoffe nach Anlage C, Formaldehyd, Karzinogene VOC Kategorie 1A/1B	EU-Taxonomie konform
<b>Nachweis:</b> Herstellererklärung vom 03.03.2025. Prüfbericht des Instituts Eurofins Product Testing vom 10.09.2024 (Nr. 392-2024-00276201_A_EN_rev1)			
<b>Bewertungsdatum:</b> 03.03.2025			



Produkt:

**Kährs Infinity**

SHI Produktpass-Nr.:

**12065-10-1033**



## DGNB Neubau 2023

Das DGNB-System (Deutsche Gesellschaft für Nachhaltiges Bauen) bewertet die Nachhaltigkeit von Gebäuden verschiedener Art. Das System ist sowohl anwendbar für private und gewerbliche Großprojekte als auch für kleinere Wohngebäude. Die Version 2023 setzt hohe Standards für ökologische, ökonomische, soziokulturelle und funktionale Aspekte während des gesamten Lebenszyklus eines Gebäudes.

Kriterium	Pos. / Relevante Bauteile / Bau-Materialien / Flächen	Betrachtete Stoffe / Aspekte	Qualitätsstufe
ENV 1.2 Risiken für die lokale Umwelt	7 Bodenbeläge (Elastische Bodenbeläge)	VOC / SVOC / gefährliche Stoffe	Qualitätsstufe: 4
<b>Nachweis:</b> Herstellererklärung vom 03.03.2025. Prüfbericht des Instituts Eurofins Product Testing vom 10.09.2024 (Nr. 392-2024-00276201_A_EN_rev1)			
<b>Bewertungsdatum: 03.03.2025</b>			

Kriterium	Bewertung
SOC 1.2 Innenraumluftqualität	Kann Gesamtbewertung positiv beeinflussen
<b>Bewertungsdatum: 03.03.2025</b>	

Kriterium	Bewertung
ECO 1.1 Gebäudebezogene Kosten im Lebenszyklus	Kann Gesamtbewertung positiv beeinflussen
<b>Nachweis:</b> EPD	
<b>Bewertungsdatum: 03.03.2025</b>	



<b>Kriterium</b>	<b>Bewertung</b>
ENV 1.1 Klimaschutz und Energie	Kann Gesamtbewertung positiv beeinflussen
<b>Nachweis:</b> EPD	
<b>Bewertungsdatum:</b> 03.03.2025	



Produkt:

**Kährs Infinity**

SHI Produktpass-Nr.:

**12065-10-1033**



## DGNB Neubau 2018

Das DGNB-System (Deutsche Gesellschaft für Nachhaltiges Bauen) bewertet die Nachhaltigkeit von Gebäuden verschiedener Art. Das System ist sowohl anwendbar für private und gewerbliche Großprojekte als auch für kleinere Wohngebäude.

Kriterium	Pos. / Relevante Bauteile / Bau-Materialien / Flächen	Betrachtete Stoffe / Aspekte	Qualitätsstufe
ENV 1.2 Risiken für die lokale Umwelt	7 Bodenbeläge (Elastische Bodenbeläge)	VOC / SVOC / gefährliche Stoffe	Qualitätsstufe: 4
<b>Nachweis:</b> Herstellererklärung vom 03.03.2025. Prüfbericht des Instituts Eurofins Product Testing vom 10.09.2024 (Nr. 392-2024-00276201_A_EN_rev1)			
<b>Bewertungsdatum:</b> 03.03.2025			





Produkt:

**Kährs Infinity**

SHI Produktpass-Nr.:

**12065-10-1033**



**Kährs®**

## **BNB-BN Neubau V2015**

Das Bewertungssystem Nachhaltiges Bauen ist ein Instrument zur Bewertung von Büro- und Verwaltungsgebäuden, Unterrichtsgebäuden, Laborgebäuden sowie Außenanlagen in Deutschland. Das BNB wurde vom damaligen Bundesministerium für Umwelt, Naturschutz, Bau und Reaktorsicherheit (BMUB) entwickelt und unterliegt heute dem Bundesministerium für Wohnen, Stadtentwicklung und Bauwesen.

Kriterium	Pos. / Bauprodukttyp	Betrachtete Schadstoffgruppe	Qualitätsniveau
1.1.6 Risiken für die lokale Umwelt	2a Elastische Bodenbeläge – mit und ohne ankaschierte Verlege- oder Dämmunterlage	VOC / gefährliche Stoffe / Schwermetalle	Qualitätsniveau 5
<b>Nachweis:</b> Herstellererklärung vom 03.03.2025. Prüfbericht des Instituts Eurofins Product Testing vom 10.09.2024 (Nr. 392-2024-00276201_A_EN_rev1)			
<b>Bewertungsdatum:</b> 03.03.2025			



Produkt:

**Kährs Infinity**

SHI Produktpass-Nr.:

**12065-10-1033**



## BREEAM DE Neubau 2018

BREEAM (Building Research Establishment Environmental Assessment Methodology) ist ein britisches Gebäudebewertungssystem, welches die Nachhaltigkeit von Neubauten, Sanierungsprojekten und Umbauten einstuft. Das Bewertungssystem wurde vom Building Research Establishment (BRE) entwickelt und zielt darauf ab, ökologische, ökonomische und soziale Auswirkungen von Gebäuden zu bewerten und zu verbessern.

Kriterium	Produktkategorie	Betrachtete Stoffe	Qualitätsstufe
Hea 02 Qualität der Innenraumluft	Bodenbeläge (einschließlich Bodenspachtelmassen und Harzböden)	Emissionen: Formaldehyd, TVOC, TSVOC, Krebserregende Stoffe	herausragende Qualität
<b>Nachweis:</b> Prüfbericht des Instituts Eurofins Product Testing vom 10.09.2024 (Nr. 392-2024-00276201_A_EN_rev1)			
<b>Bewertungsdatum:</b> 28.02.2025			



Produkt:

**Kährs Infinity**

SHI Produktpass-Nr.:

**12065-10-1033**



## Produktsiegel

In der Baubranche spielt die Auswahl qualitativ hochwertiger Materialien eine zentrale Rolle für die Gesundheit in Gebäuden und deren Nachhaltigkeit. Produktlabels und Zertifikate bieten Orientierung, um diesen Anforderungen gerecht zu werden. Allerdings besitzt jedes Zertifikat und Label eigene Prüfkriterien, die genau betrachtet werden sollten, um sicherzustellen, dass sie den spezifischen Bedürfnissen eines Bauvorhabens entsprechen.



Dieses Produkt ist schadstoffgeprüft und wird vom Sentinel Holding Institut empfohlen. Gesundes Bauen, Modernisieren und Betreiben von Immobilien erfolgt dank des Sentinel Holding Konzepts nach transparenten und nachvollziehbaren Kriterien.



Produkte mit dem QNG-ready Siegel des Sentinel Holding Instituts eignen sich für Projekte, für welche das Qualitätssiegel Nachhaltiges Gebäude (QNG) angestrebt wird. QNG-ready Produkte erfüllen die Anforderungen des QNG Anhangdokument 3.1.3 "Schadstoffvermeidung in Baumaterialien". Das KfW-Kreditprogramm Klimafreundlichen Neubau mit QNG kann eine höhere Fördersumme ermöglichen.



Produkt:

**Kährs Infinity**

SHI Produktpass-Nr.:

**12065-10-1033**



**Kährs®**

## Rechtliche Hinweise

(\* ) Die Kriterien dieses Steckbriefs beziehen sich auf das gesamte Bauobjekt. Die Bewertung erfolgt auf der Ebene des Gebäudes. Im Rahmen einer sachgemäßen Planung und fachgerechten Installation können einzelne Produkte einen positiven Beitrag zum Gesamtergebnis der Bewertung leisten. Das Sentinel Holding Institut stützt sich einzig auf die Angaben des Herstellers.

---

Alle Kriterien finden Sie unter:

<https://www.sentinel-haus.de/de/Sentinel-Haus/Qualitaeten/Qualitaeten-Pruefkriterien>

---

Wir sind stolz darauf, dass die SHI-Datenbank, die erste und einzige Datenbank für Bauprodukte ist, die ihre umfassenden Prozesse sowie die Aktualität regelmäßig von dem unabhängigen Prüfunternehmen SGS-TÜV Saar überprüfen lässt.



SGS



SGS  
TÜV  
SAAR

### Herausgeber

Sentinel Holding Institut GmbH  
Bötzingen Str. 38  
79111 Freiburg im Breisgau  
Tel.: +49 761 59048170  
info@sentinel-holding.eu  
www.sentinel-holding.eu

# TECHNISCHE DATEN

## KÄHR'S INFINITY





### BODENBELAG AUS ENOMER®

#### PRODUKT















Kährs Infinity	EN 14565	Aus natürlichen Mineralien und reinen thermoplastischen Polymeren. Frei von Chlor und Weichmachern.
Klassifizierung	EN ISO 10874	23/34/43



#### SPEZIFIKATIONEN

Dicke	 EN ISO 24346	2,0 mm
Gewicht	 EN ISO 23997	3100 g/m <sup>2</sup>
Rollenlänge	 EN ISO 24341	10 - 25 m
Breite	 EN ISO 24341	145 cm


#### PRODUKTEIGENSCHAFTEN

EIGENSCHAFT	TESTMETHODE	ERGEBNIS
Umwelt- und Raumluftzertifizierungen		M1, AgBB, Floorscore, Blauer Engel (UZ 120), Österreichisches Umweltzeichen (UZ 56)
Brandverhalten	 EN 13501-1	C <sub>fl</sub> -s1
Resteindruck	 EN ISO 24343-1 (2.5 h)	ca. 0,03 mm
Gleitreibungswiderstand Rutschsicherheit / -hemmung	 EN 13893  EN 16165 (DIN 51130)	DS (> 0,3) Gruppe R9
Elektrostatistisches Verhalten	 EN 1815	≤ 2 kV (antistatisch)
Stuhlrolleneignung	 EN ISO 4918	Geeignet, Typ W
Dimensionsstabilität	 EN ISO 23999 (50 °C/6 h)	< 0,2 %
Farbbeständigkeit	 EN ISO 105-B02	≥ 6
Flexibilität	 EN ISO 24344 Methode A	10 mm
Chemische Beständigkeit	 EN ISO 26987	Hervorragend
Fußbodenheizung	 EN ISO 26987	Geeignet (bis max. +28 °C Oberflächentemperatur bei Warmwasserheizung)
Isolationswiderstand	 EN 1081	> 100 GΩ
Wasserdichtheit	 EN 13553 Annex A	Wasserdicht
Wärmeleitfähigkeit	 EN 12667	0,22 W/mK
Zugfestigkeit der Nähte	EN 684	> 400 N / 50 mm
Beständigkeit gegen Bakterien- und Pilzwachstum	ISO 846	Gut



**Kährs**

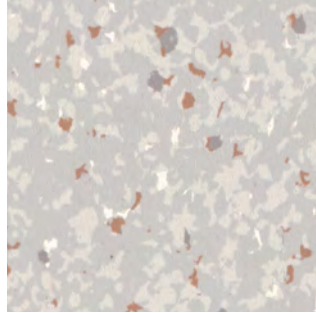
COLLECTION  
**KÄHRS INFINITY**  
ENOMER® CONTRACT SHEET FLOORING



LRV 49.8

NCS 2500-N

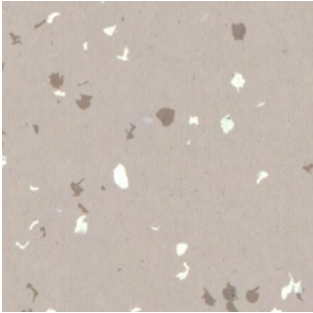
540214 CAPE COD GREY



LRV 49.8

NCS 2500-N


540222 CAPE COD BROWN



LRV 46.1

NCS 3000-N

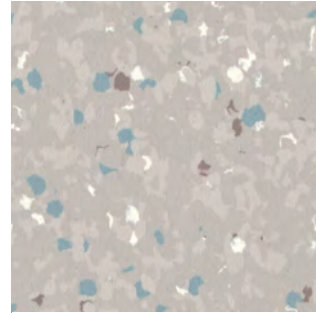
541100 SILVER GREY MONO



LRV 46.1

NCS 3000-N

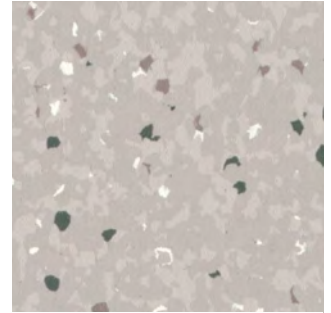
541124 SILVER GREY TRICOLOR



LRV 46.1

NCS 3000-N

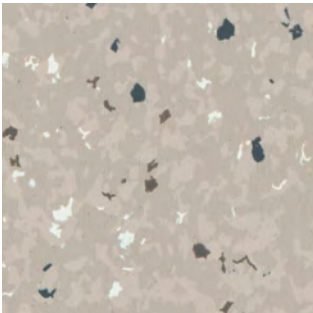
541155 SILVER GREY BABY BLUE



LRV 46.1

NCS 3000-N

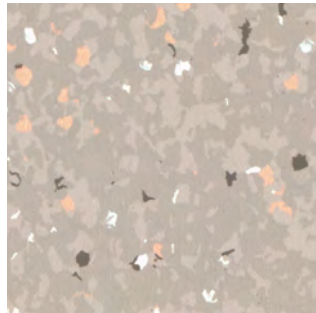
541167 SILVER GREY MOSS



LRV 36.0

NCS 3502-Y

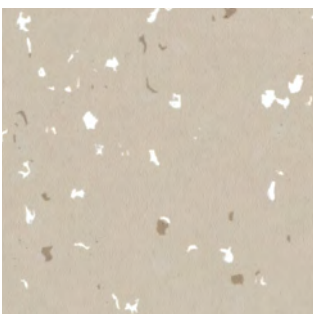
541259 CONCRETE DARK BLUE



LRV 36.0

NCS 3502-Y

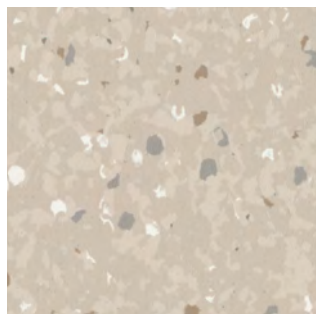
541273 CONCRETE PINK



LRV 48.3

NCS 2005-Y30R

542200 DUSTY MONO



LRV 48.3

NCS 2005-Y30R


542202 DUSTY BLUE



LRV 48.3

NCS 2005-Y30R

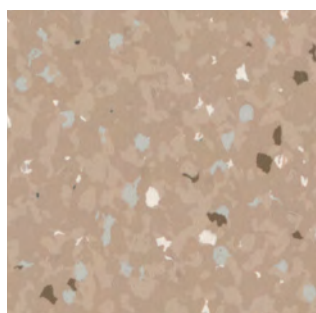
542276 DUSTY YELLOW



LRV 35.1

NCS 4010-Y30R

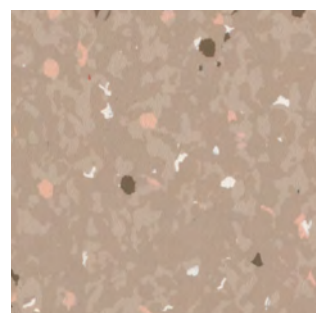
242321 MOROCCO TRICOLOR



LRV 35.1

NCS 4010-Y30R

542366 MOROCCO PALE BLUE



LRV 35.1

NCS 4010-Y30R

542373 MOROCCO PINK

# HERSTELLERERKLÄRUNG

## QNG – Schadstoffvermeidung in Baumaterialien

(Version 1.3, Korrekturfassung v. 14.09.2023)

Hiermit bestätigen wir:

Kährs Finland Oy

---

---

---

für das folgende Produkt / die folgenden Produkte:

Kährs Infinity

---

---

---

Nach Position 2.2 *Elastische Bodenbeläge – auch mehrschichtige Systeme:*

Das Produkt/ Erzeugnis/ mindestens ein Teilerzeugnis enthält Stoffe der Kandidatenliste (Version zum Ausstellungsdatum) oberhalb 0,1 Massen%:	<b>nein</b>
Einhaltung des AgBB-Schemas	<b>ja</b>
Reproduktionstoxische Phthalate < 0,10 %	<b>ja</b>
keine Zinn-, Cadmium- und Bleistabilisatoren	<b>ja</b>



Kangasala, 17.2.2025

---

Ort, Datum, Unterschrift, Stempel

Ihr Ansprechpartner für Rückfragen:

Name: Tomi Tehomaa \_\_\_\_\_ Telefon: +358 20 740 9676 \_\_\_\_\_

Mailadresse: tomi.tehomaa@kahrs.com \_\_\_\_\_

March 3<sup>rd</sup>, 2025

## Manufacturers Declaration

We hereby confirm that, products which are manufactured by us:

- Zero Sheet
- Zero Sound
- Infinity

These products are manufactured at Ikaalinen, Finland and these products do not contain tin, cadmium or lead stabilizers.

We also state that these products are not rubber based products and they do not contain any nitrosamines either.

These products meets also following criterias:

CRM substances 1A/1B < 0,1%  
Chlorinated paraffins < 0.1%  
CSVHC < 0,1%

Confirmation of compliance with DE- UZ 120 version 12, sections 3.1, 3.2 and 3.3



Tomi Tehomaa  
Technical Product Manager, Resilient

Yours sincerely,

Kährs Finland Oy



# ENVIRONMENTAL PRODUCT DECLARATION

IN ACCORDANCE WITH EN 15804+A2 & ISO 14025 / ISO 21930

Kährs Infinity  
Kährs Group



**EPD HUB, HUB-2325**

Published on 10.01.2025, last updated on 10.01.2025, valid until 09.01.2030

## GENERAL INFORMATION

### MANUFACTURER

Manufacturer	Kährs Group
Address	Ångbåtsbron 1, , 211 20, Malmö, , SE
Contact details	info@kahrs.com
Website	www.kahrs.com

### EPD STANDARDS, SCOPE AND VERIFICATION

Program operator	EPD Hub, hub@epdhub.com
Reference standard	EN 15804+A2:2019 and ISO 14025
PCR	EPD Hub Core PCR Version 1.1, 5 Dec 2023 EN 16810 Product category rules for resilient, textile and laminate floor coverings
Sector	Construction product
Category of EPD	Third party verified EPD
Parent EPD number	HUB-1229
Scope of the EPD	Cradle to gate with options, A4-B7, and modules C1-C4, D
EPD author	Tomi Tehomaa
EPD verification	Independent verification of this EPD and data, according to ISO 14025: <input type="checkbox"/> Internal verification <input checked="" type="checkbox"/> External verification
EPD verifier	Imane Uald Lamkaddam as an authorized verifier for EPD Hub

The manufacturer has the sole ownership, liability, and responsibility for the EPD. EPDs within the same product category but from different programs may

not be comparable. EPDs of construction products may not be comparable if they do not comply with EN 15804 and if they are not compared in a building context.

### PRODUCT

Product name	Kährs Infinity
Additional labels	
Product reference	10540000 - 10549999
Place of production	Puntunlahdenkatu, 39500 Ikaalinen, Finland
Period for data	01.03.2022 - 28.02.2023 (12 months)
Averaging in EPD	No averaging
Variation in GWP-fossil for A1-A3	%

### ENVIRONMENTAL DATA SUMMARY

Declared unit	1 m <sup>2</sup>
Declared unit mass	3.03 kg
GWP-fossil, A1-A3 (kgCO <sub>2</sub> e)	3,66E+00
GWP-total, A1-A3 (kgCO <sub>2</sub> e)	3,53E+00
Secondary material, inputs (%)	0.15
Secondary material, outputs (%)	30.6
Total energy use, A1-A3 (kWh)	20.2
Net freshwater use, A1-A3 (m <sup>3</sup> )	0.04

# PRODUCT AND MANUFACTURER

## ABOUT THE MANUFACTURER

Kährs Group is a world-leading flooring manufacturer in hardwood and resilient flooring with a number of strong brands in its product portfolio. The company is dedicated to providing the market with innovative new flooring solution. Kährs Group, which delivers products to more than 70 countries, is the market leader in Sweden and Finland and holds a strong position in other key markets, such as Norway, the UK, US, Germany, and Switzerland.

## PRODUCT DESCRIPTION

This applies to Infinity product range manufactured by Kährs. Products are based upon synthetic thermoplastic polymers according to /EN14565/ and are supplied typically in roll form. Infinity floor coverings do not include any PVC and plasticizers. For the placing on the market of the product in the European Union/European Free Trade Association (EU/EFTA) (with the exception of Switzerland)/Regulation (EU) No. 305/2011 (CPR)/ applies. The product needs a declaration of performance taking into consideration /EN 14041:2004/: Resilient, textile, laminate and modular multilayer floor coverings -Essential characteristics/ and the CE-marking. For application and use the respective national provisions apply. This EPD follows the rules according standard EN 16810 Product category rules for resilient, textile and laminate floor coverings.

Kährs Infinity has high ability for using recycled materials. Beside of normal pre-consumer waste it is possible to use post-consumer waste up to 50% of total weight.

Recycled material content of Kährs Infinity can vary till 50 w-% to 90 w-%. Maximum recycle content is 90%, where post-consumer waste can be up to 50%. Pre-consumer waste, which is collected from production of other Enomer products, can be used to reach total recycling content of 90%.

This EPD has two designs are expressed: 1) No post-consumer waste. 2) Post consumer waste of 50% (Infinity 90).

Further information can be found at [www.kahrs.com](http://www.kahrs.com).

## PRODUCT RAW MATERIAL MAIN COMPOSITION

Raw material category	Amount, mass %	Material origin
Metals		
Minerals	63	Finland, EU
Fossil materials	37	EU, Japan
Bio-based materials	0	

## BIOGENIC CARBON CONTENT

Product's biogenic carbon content at the factory gate

Biogenic carbon content in product, kg C	
Biogenic carbon content in packaging, kg C	0.035

### FUNCTIONAL UNIT AND SERVICE LIFE

Declared unit	1 m <sup>2</sup>
Mass per declared unit	3.03 kg
Functional unit	
Reference service life	40

### SUBSTANCES, REACH - VERY HIGH CONCERN

The product does not contain any REACH SVHC substances in amounts greater than 0,1 % (1000 ppm).



# PRODUCT LIFE-CYCLE

## SYSTEM BOUNDARY

This EPD covers the life-cycle modules listed in the following table.

Product stage			Assembly stage		Use stage							End of life stage				Beyond the system boundaries		
A1	A2	A3	A4	A5	B1	B2	B3	B4	B5	B6	B7	C1	C2	C3	C4	D		
X	X	X	X	X	X	X	X	X	X	X	X	X	X	X	X	X	X	X
Raw materials	Transport	Manufacturing	Transport	Assembly	Use	Maintenance	Repair	Replacement	Refurbishment	Operational energy use	Operational water use	Deconstruction/ demolition	Transport	Waste processing	Disposal	Reuse	Recovery	Recycling

Modules not declared = MND. Modules not relevant = MNR

## MANUFACTURING AND PACKAGING (A1-A3)

The environmental impacts considered for the product stage cover the manufacturing of raw materials used in the production as well as packaging materials and other ancillary materials. Also, fuels used by machines, and handling of waste formed in the production processes at the manufacturing facilities are included in this stage. The study also considers the material losses occurring during the manufacturing processes as well as losses during electricity transmission.

The product considered in this EPD is made in the Kährs manufacturing plant in Ikaalinen, Finland. Data is collected at 12 months period from 1/3/2022 - 28/2/2023.

Raw materials are transported from suppliers. At first step of production raw materials are mixed and compounded to granules. Second step is scattering and melting granules to sheet form. At the end surface treatment has been applied on top of the sheet.

Products are rolled around cardboard tube and packed into craft paper with cardboard end plates. Rolls are placed into pallets wrapped with plastic films.

## TRANSPORT AND INSTALLATION (A4-A5)

Transportation impacts occurred from final products delivery to construction site (A4) cover fuel direct exhaust emissions, environmental impacts of fuel production, as well as related infrastructure emissions.

Kährs Infinity is made in Finland, where it is transported into different markets. The estimated average distribution distance between the factory and the installation site is 500 km. This is presenting typical average delivery distance at north Europe. The distribution is made by truck.

Product is installed manually by using water based acrylic dispersion adhesive about 200 g/m<sup>2</sup>. Material lost during installation is 5%. This installation waste is handled by recycling, incineration or landfill. A taking back program has been started to be able to re-use installation waste. European waste classification EWC 17 02 03.

### PRODUCT USE AND MAINTENANCE (B1-B7)

In this scenario product is cleaned once a week by scrubber dryer and twice a week by manual mopping.

Scrubber drier causes water and electricity consumption. Manual mopping causes water, electricity and detergent consumption as mops are washed after every use.

As a summary:

Electricity 0,0468 kWh/year/m<sup>2</sup>

Water: 2,6 kg/year/m<sup>2</sup>

Detergent 0,00364 kg/year/m<sup>2</sup>:

Air, soil, and water impacts during the use phase have not been studied.

### PRODUCT END OF LIFE (C1-C4, D)

It should be noted that service life RSL of floor covering may vary depending the amount and nature of traffic on the floor. Manufacturer has stated service life on basis of wear resistance tests and experience.

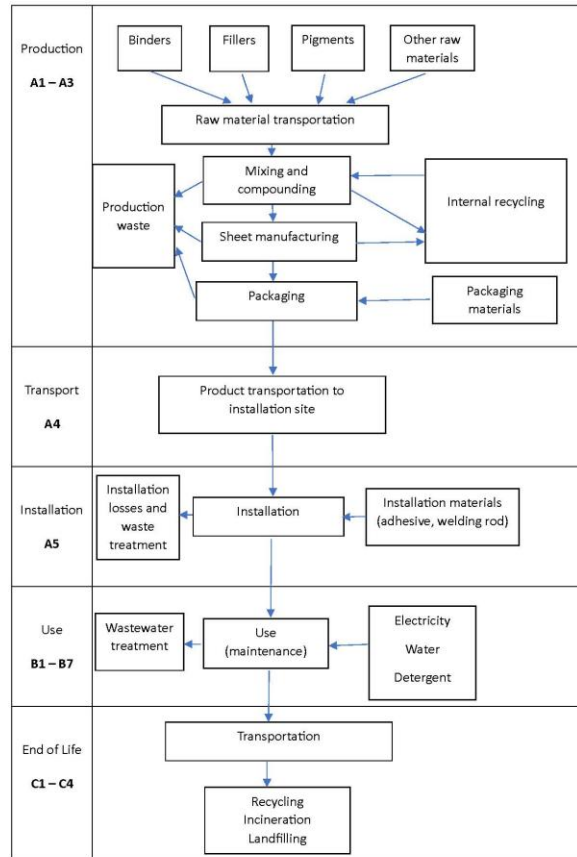
End of Life Waste scenario is based to EU statistic (2018), where:

Incineration 42,6%

Recycling 32,5%

Landfill 24,9%

# MANUFACTURING PROCESS



## LIFE-CYCLE ASSESSMENT

### CUT-OFF CRITERIA

The study does not exclude any modules or processes which are stated mandatory in the reference standard and the applied PCR. The study does not exclude any hazardous materials or substances. The study includes all major raw material and energy consumption. All inputs and outputs of the unit processes, for which data is available for, are included in the calculation. There is no neglected unit process more than 1% of total mass or energy flows. The module specific total neglected input and output flows also do not exceed 5% of energy usage or mass.

### ALLOCATION, ESTIMATES AND ASSUMPTIONS

Allocation is required if some material, energy, and waste data cannot be measured separately for the product under investigation. All allocations are done as per the reference standards and the applied PCR. In this study, allocation has been done in the following ways:

Data type	Allocation
Raw materials	No allocation
Packaging material	No allocation
Ancillary materials	Allocated by mass or volume
Manufacturing energy and waste	Allocated by mass or volume

### AVERAGES AND VARIABILITY

Type of average	No averaging
Averaging method	Not applicable
Variation in GWP-fossil for A1-A3	%

This EPD is product and factory specific and does not contain average calculations.

### LCA SOFTWARE AND BIBLIOGRAPHY

This EPD has been created using One Click LCA EPD Generator. The LCA and EPD have been prepared according to the reference standards and ISO 14040/14044. The EPD Generator uses Ecoinvent v3.8, Plastics Europe, Federal LCA Commons and One Click LCA databases as sources of environmental data.



# ENVIRONMENTAL IMPACT DATA

## CORE ENVIRONMENTAL IMPACT INDICATORS – EN 15804+A2, PEF

Impact category	Unit	A1	A2	A3	A1-A3	A4	A5	B1	B2	B3	B4	B5	B6	B7	C1	C2	C3	C4	D
GWP – total <sup>1)</sup>	kg CO <sub>2</sub> e	2,63E+00	3,64E-01	5,43E-01	3,53E+00	2,04E-01	8,32E-01	MND	5,55E-01	MND	MND	MND	MND	MND	0,00E+00	3,04E-02	1,96E+00	1,43E+00	-1,85E+00
GWP – fossil	kg CO <sub>2</sub> e	2,62E+00	3,64E-01	6,67E-01	3,66E+00	2,04E-01	7,07E-01	MND	5,45E-01	MND	MND	MND	MND	MND	0,00E+00	3,04E-02	1,96E+00	1,43E+00	-1,86E+00
GWP – biogenic	kg CO <sub>2</sub> e	0,00E+00	0,00E+00	-1,25E-01	-1,25E-01	0,00E+00	1,25E-01	MND	0,00E+00	MND	MND	MND	MND	MND	0,00E+00	0,00E+00	0,00E+00	0,00E+00	1,89E-02
GWP – LULUC	kg CO <sub>2</sub> e	1,06E-03	1,63E-04	5,49E-04	1,77E-03	8,30E-05	2,05E-04	MND	9,91E-03	MND	MND	MND	MND	MND	0,00E+00	1,12E-05	1,13E-04	1,64E-05	-2,04E-03
Ozone depletion pot.	kg CFC-11e	3,58E-07	8,22E-08	8,23E-08	5,23E-07	4,79E-08	3,27E-08	MND	4,39E-08	MND	MND	MND	MND	MND	0,00E+00	6,99E-09	5,04E-09	5,52E-09	-1,59E-07
Acidification potential	mol H <sup>+</sup> e	1,13E-02	3,55E-03	5,40E-03	2,03E-02	1,16E-03	2,23E-03	MND	4,24E-03	MND	MND	MND	MND	MND	0,00E+00	1,29E-04	5,22E-04	3,15E-04	-4,53E-03
EP-freshwater <sup>2)</sup>	kg Pe	5,09E-05	2,33E-06	2,18E-05	7,51E-05	1,50E-06	9,77E-06	MND	2,14E-04	MND	MND	MND	MND	MND	0,00E+00	2,49E-07	2,48E-06	4,04E-07	-2,12E-05
EP-marine	kg Ne	1,93E-03	9,40E-04	9,59E-04	3,83E-03	4,16E-04	4,75E-04	MND	4,83E-03	MND	MND	MND	MND	MND	0,00E+00	3,82E-05	1,94E-04	1,40E-04	-8,62E-04
EP-terrestrial	mol Ne	2,12E-02	1,04E-02	1,19E-02	4,35E-02	4,58E-03	5,40E-03	MND	8,83E-03	MND	MND	MND	MND	MND	0,00E+00	4,22E-04	2,07E-03	1,44E-03	-9,95E-03
POCP (“smog”) <sup>3)</sup>	kg NMVOCe	9,15E-03	2,90E-03	2,93E-03	1,50E-02	1,31E-03	1,71E-03	MND	2,23E-03	MND	MND	MND	MND	MND	0,00E+00	1,35E-04	5,55E-04	4,36E-04	-4,00E-03
ADP-minerals & metals <sup>4)</sup>	kg Sbe	1,72E-05	1,01E-06	5,04E-06	2,33E-05	6,98E-07	1,61E-06	MND	1,50E-05	MND	MND	MND	MND	MND	0,00E+00	7,12E-08	1,09E-06	1,11E-07	-5,78E-06
ADP-fossil resources	MJ	8,36E+01	5,27E+00	7,28E+00	9,62E+01	3,08E+00	1,25E+01	MND	2,82E+01	MND	MND	MND	MND	MND	0,00E+00	4,56E-01	6,90E-01	4,47E-01	-4,79E+01
Water use <sup>5)</sup>	m <sup>3</sup> e depr.	1,45E+00	2,27E-02	4,50E-01	1,92E+00	1,48E-02	2,13E-01	MND	1,81E+00	MND	MND	MND	MND	MND	0,00E+00	2,04E-03	7,44E-02	6,95E-02	-4,96E-01

1) GWP = Global Warming Potential; 2) EP = Eutrophication potential. Required characterisation method and data are in kg P-eq. Multiply by 3,07 to get PO4e; 3) POCP = Photochemical ozone formation; 4) ADP = Abiotic depletion potential; 5) EN 15804+A2 disclaimer for Abiotic depletion and Water use and optional indicators except Particulate matter and Ionizing radiation, human health. The results of these environmental impact indicators shall be used with care as the uncertainties on these results are high or as there is limited experience with the indicator.

### ADDITIONAL (OPTIONAL) ENVIRONMENTAL IMPACT INDICATORS – EN 15804+A2, PEF

Impact category	Unit	A1	A2	A3	A1-A3	A4	A5	B1	B2	B3	B4	B5	B6	B7	C1	C2	C3	C4	D
Particulate matter	Incidence	1,19E-07	3,04E-08	5,07E-08	2,00E-07	2,26E-08	1,38E-08	MND	5,30E-08	MND	MND	MND	MND	MND	0,00E+00	3,50E-09	8,88E-09	7,45E-09	-3,38E-08
Ionizing radiation <sup>6)</sup>	kBq 11235e	1,16E-01	2,67E-02	5,83E-02	2,01E-01	1,62E-02	1,36E-02	MND	1,35E+00	MND	MND	MND	MND	MND	0,00E+00	2,17E-03	5,94E-03	1,80E-03	-3,44E-01
Ecotoxicity (freshwater)	CTUe	3,32E+01	4,23E+00	1,12E+01	4,87E+01	2,60E+00	3,11E+00	MND	9,92E+01	MND	MND	MND	MND	MND	0,00E+00	4,10E-01	1,99E+00	1,72E+00	-1,29E+01
Human toxicity, cancer	CTUh	1,43E-09	1,49E-10	1,13E-09	2,71E-09	9,90E-11	1,72E-10	MND	1,86E-09	MND	MND	MND	MND	MND	0,00E+00	1,01E-11	3,01E-10	2,45E-10	-3,86E-10
Human tox. non-cancer	CTUh	2,97E-08	4,10E-09	2,39E-08	5,78E-08	2,89E-09	3,80E-09	MND	4,14E-08	MND	MND	MND	MND	MND	0,00E+00	4,06E-10	4,34E-09	2,91E-09	-7,71E-09
SQP <sup>7)</sup>	-	7,44E+00	3,86E+00	1,45E+01	2,58E+01	2,68E+00	1,74E+00	MND	6,90E+00	MND	MND	MND	MND	MND	0,00E+00	5,26E-01	1,06E+00	5,16E-01	-2,83E+00

6) EN 15804+A2 disclaimer for Ionizing radiation, human health. This impact category deals mainly with the eventual impact of low-dose ionizing radiation on human health of the nuclear fuel cycle. It does not consider effects due to possible nuclear accidents, occupational exposure nor due to radioactive waste disposal in underground facilities. Potential ionizing radiation from the soil, from radon and from some construction materials is also not measured by this indicator; 7) SQP = Land use related impacts/soil quality.

### USE OF NATURAL RESOURCES

Impact category	Unit	A1	A2	A3	A1-A3	A4	A5	B1	B2	B3	B4	B5	B6	B7	C1	C2	C3	C4	D
Renew. PER as energy <sup>8)</sup>	MJ	1,32E+00	6,57E-02	1,96E+01	2,10E+01	4,51E-02	2,00E+00	MND	8,03E+00	MND	MND	MND	MND	MND	0,00E+00	5,14E-03	6,62E-02	8,54E-03	-1,83E+00
Renew. PER as material	MJ	0,00E+00	0,00E+00	1,17E+00	1,17E+00	0,00E+00	-1,17E+00	MND	0,00E+00	MND	MND	MND	MND	MND	0,00E+00	0,00E+00	0,00E+00	0,00E+00	4,13E-02
Total use of renew. PER	MJ	1,32E+00	6,57E-02	2,08E+01	2,22E+01	4,51E-02	8,34E-01	MND	8,03E+00	MND	MND	MND	MND	MND	0,00E+00	5,14E-03	6,62E-02	8,54E-03	-1,79E+00
Non-re. PER as energy	MJ	3,93E+01	5,27E+00	7,24E+00	5,19E+01	3,08E+00	6,88E+00	MND	2,39E+01	MND	MND	MND	MND	MND	0,00E+00	4,56E-01	6,90E-01	4,47E-01	-3,13E+01
Non-re. PER as material	MJ	4,43E+01	0,00E+00	-1,66E+00	4,26E+01	0,00E+00	-3,82E-02	MND	0,00E+00	MND	MND	MND	MND	MND	0,00E+00	0,00E+00	-3,20E+01	-1,06E+01	4,90E+01
Total use of non-re. PER	MJ	8,36E+01	5,27E+00	5,58E+00	9,45E+01	3,08E+00	6,84E+00	MND	2,39E+01	MND	MND	MND	MND	MND	0,00E+00	4,56E-01	-3,13E+01	-1,01E+01	1,77E+01
Secondary materials	kg	4,67E-03	1,79E-03	2,19E-02	2,83E-02	1,04E-03	1,78E-03	MND	1,09E-02	MND	MND	MND	MND	MND	0,00E+00	1,27E-04	3,74E-03	5,19E-04	4,12E-01
Renew. secondary fuels	MJ	2,88E-04	1,56E-05	1,93E-02	1,96E-02	1,08E-05	9,83E-04	MND	5,05E-05	MND	MND	MND	MND	MND	0,00E+00	1,28E-06	2,96E-05	6,15E-06	-4,93E-05
Non-ren. secondary fuels	MJ	0,00E+00	0,00E+00	0,00E+00	0,00E+00	0,00E+00	0,00E+00	MND	0,00E+00	MND	MND	MND	MND	MND	0,00E+00	0,00E+00	0,00E+00	0,00E+00	0,00E+00
Use of net fresh water	m <sup>3</sup>	3,67E-02	6,14E-04	4,74E-03	4,20E-02	4,11E-04	4,97E-03	MND	4,38E-02	MND	MND	MND	MND	MND	0,00E+00	5,91E-05	7,28E-04	-2,94E-05	-1,48E-02

8) PER = Primary energy resources.

### END OF LIFE – WASTE

Impact category	Unit	A1	A2	A3	A1-A3	A4	A5	B1	B2	B3	B4	B5	B6	B7	C1	C2	C3	C4	D
Hazardous waste	kg	1,50E-01	6,17E-03	2,04E-01	3,60E-01	3,57E-03	1,97E-02	MND	5,42E-02	MND	MND	MND	MND	MND	0,00E+00	6,05E-04	1,14E-02	9,69E-03	-4,18E-02
Non-hazardous waste	kg	5,42E+00	9,66E-02	1,41E+00	6,93E+00	6,32E-02	5,08E-01	MND	1,11E+00	MND	MND	MND	MND	MND	0,00E+00	9,94E-03	7,54E-01	1,47E+00	-8,48E-01
Radioactive waste	kg	5,57E-05	3,63E-05	3,96E-05	1,32E-04	2,12E-05	1,41E-04	MND	2,97E-04	MND	MND	MND	MND	MND	0,00E+00	3,05E-06	2,39E-06	1,38E-06	-8,52E-05

### END OF LIFE – OUTPUT FLOWS

Impact category	Unit	A1	A2	A3	A1-A3	A4	A5	B1	B2	B3	B4	B5	B6	B7	C1	C2	C3	C4	D
Components for re-use	kg	0,00E+00	0,00E+00	0,00E+00	0,00E+00	0,00E+00	0,00E+00	MND	0,00E+00	MND	MND	MND	MND	MND	0,00E+00	0,00E+00	0,00E+00	0,00E+00	0,00E+00
Materials for recycling	kg	0,00E+00	0,00E+00	0,00E+00	0,00E+00	0,00E+00	9,30E-02	MND	0,00E+00	MND	MND	MND	MND	MND	0,00E+00	0,00E+00	1,05E+00	0,00E+00	0,00E+00
Materials for energy rec	kg	0,00E+00	0,00E+00	0,00E+00	0,00E+00	0,00E+00	6,75E-02	MND	0,00E+00	MND	MND	MND	MND	MND	0,00E+00	0,00E+00	0,00E+00	0,00E+00	0,00E+00
Exported energy	MJ	0,00E+00	0,00E+00	0,00E+00	0,00E+00	0,00E+00	1,12E+00	MND	0,00E+00	MND	MND	MND	MND	MND	0,00E+00	0,00E+00	2,02E+01	0,00E+00	0,00E+00

### ENVIRONMENTAL IMPACTS – EN 15804+A1, CML / ISO 21930

Impact category	Unit	A1	A2	A3	A1-A3	A4	A5	B1	B2	B3	B4	B5	B6	B7	C1	C2	C3	C4	D
Global Warming Pot.	kg CO <sub>2</sub> e	2,51E+00	3,60E-01	7,01E-01	3,57E+00	2,02E-01	1,08E+00	MND	5,43E-01	MND	MND	MND	MND	MND	0,00E+00	3,01E-02	1,96E+00	1,41E+00	-1,79E+00
Ozone depletion Pot.	kg CFC <sub>11</sub> e	2,59E-07	6,51E-08	6,75E-08	3,92E-07	3,79E-08	2,48E-08	MND	4,10E-08	MND	MND	MND	MND	MND	0,00E+00	5,53E-09	4,37E-09	4,48E-09	-1,40E-07
Acidification	kg SO <sub>2</sub> e	9,43E-03	2,81E-03	4,32E-03	1,66E-02	8,67E-04	6,21E-03	MND	3,41E-03	MND	MND	MND	MND	MND	0,00E+00	9,99E-05	3,88E-04	2,27E-04	-3,72E-03
Eutrophication	kg PO <sub>4</sub> <sup>3</sup> e	5,13E-03	4,21E-04	8,94E-02	9,49E-02	2,03E-04	5,60E-03	MND	3,70E-03	MND	MND	MND	MND	MND	0,00E+00	2,28E-05	7,34E-04	4,19E-03	-9,10E-04
POCP (“smog”)	kg C <sub>2</sub> H <sub>4</sub> e	7,71E-04	8,57E-05	2,75E-04	1,13E-03	2,82E-05	2,52E-04	MND	1,62E-04	MND	MND	MND	MND	MND	0,00E+00	3,90E-06	2,06E-05	4,42E-05	-3,19E-04
ADP-elements	kg Sbe	1,70E-05	9,91E-07	4,83E-06	2,28E-05	6,81E-07	1,45E-06	MND	1,46E-05	MND	MND	MND	MND	MND	0,00E+00	6,90E-08	1,07E-06	1,02E-07	-5,75E-06
ADP-fossil	MJ	8,36E+01	5,27E+00	7,28E+00	9,61E+01	3,08E+00	1,74E+01	MND	2,81E+01	MND	MND	MND	MND	MND	0,00E+00	4,56E-01	6,89E-01	4,47E-01	-4,75E+01

# ENVIRONMENTAL IMPACT DATA (INFINITY 90)

## CORE ENVIRONMENTAL IMPACT INDICATORS – EN 15804+A2, PEF (INFINITY 90)

Impact category	Unit	A1	A2	A3	A1-A3	A4	A5	B1	B2	B3	B4	B5	B6	B7	C1	C2	C3	C4	D
GWP – total <sup>1)</sup>	kg CO <sub>2</sub> e	1,58E+00	3,28E-01	5,43E-01	2,45E+00	2,04E-01	7,78E-01	MND	5,55E-01	MND	MND	MND	MND	MND	0,00E+00	3,04E-02	1,96E+00	1,43E+00	-1,85E+00
GWP – fossil	kg CO <sub>2</sub> e	1,58E+00	3,28E-01	6,67E-01	2,57E+00	2,04E-01	6,53E-01	MND	5,45E-01	MND	MND	MND	MND	MND	0,00E+00	3,04E-02	1,96E+00	1,43E+00	-1,86E+00
GWP – biogenic	kg CO <sub>2</sub> e	0,00E+00	0,00E+00	-1,25E-01	-1,25E-01	0,00E+00	1,25E-01	MND	0,00E+00	MND	MND	MND	MND	MND	0,00E+00	0,00E+00	0,00E+00	0,00E+00	1,89E-02
GWP – LULUC	kg CO <sub>2</sub> e	6,91E-04	1,43E-04	5,49E-04	1,38E-03	8,30E-05	1,85E-04	MND	9,91E-03	MND	MND	MND	MND	MND	0,00E+00	1,12E-05	1,13E-04	1,64E-05	-2,04E-03
Ozone depletion pot.	kg CFC-11e	1,85E-07	7,40E-08	8,23E-08	3,41E-07	4,79E-08	2,36E-08	MND	4,39E-08	MND	MND	MND	MND	MND	0,00E+00	6,99E-09	5,04E-09	5,52E-09	-1,59E-07
Acidification potential	mol H <sup>+</sup> e	6,10E-03	3,14E-03	5,40E-03	1,46E-02	1,16E-03	1,95E-03	MND	4,24E-03	MND	MND	MND	MND	MND	0,00E+00	1,29E-04	5,22E-04	3,15E-04	-4,53E-03
EP-freshwater <sup>2)</sup>	kg Pe	2,89E-05	2,24E-06	2,18E-05	5,30E-05	1,50E-06	8,67E-06	MND	2,14E-04	MND	MND	MND	MND	MND	0,00E+00	2,49E-07	2,48E-06	4,04E-07	-2,12E-05
EP-marine	kg Ne	1,09E-03	8,35E-04	9,59E-04	2,89E-03	4,16E-04	4,28E-04	MND	4,83E-03	MND	MND	MND	MND	MND	0,00E+00	3,82E-05	1,94E-04	1,40E-04	-8,62E-04
EP-terrestrial	mol Ne	1,19E-02	9,26E-03	1,19E-02	3,30E-02	4,58E-03	4,88E-03	MND	8,83E-03	MND	MND	MND	MND	MND	0,00E+00	4,22E-04	2,07E-03	1,44E-03	-9,95E-03
POCP (“smog”) <sup>3)</sup>	kg NMVOce	4,98E-03	2,60E-03	2,93E-03	1,05E-02	1,31E-03	1,49E-03	MND	2,23E-03	MND	MND	MND	MND	MND	0,00E+00	1,35E-04	5,55E-04	4,36E-04	-4,00E-03
ADP-minerals & metals <sup>4)</sup>	kg Sbe	1,02E-05	8,23E-07	5,04E-06	1,60E-05	6,98E-07	1,25E-06	MND	1,50E-05	MND	MND	MND	MND	MND	0,00E+00	7,12E-08	1,09E-06	1,11E-07	-5,78E-06
ADP-fossil resources	MJ	4,26E+01	4,77E+00	7,28E+00	5,46E+01	3,08E+00	1,04E+01	MND	2,82E+01	MND	MND	MND	MND	MND	0,00E+00	4,56E-01	6,90E-01	4,47E-01	-4,79E+01
Water use <sup>5)</sup>	m <sup>3</sup> e depr.	7,59E-01	2,04E-02	4,50E-01	1,23E+00	1,48E-02	1,78E-01	MND	1,81E+00	MND	MND	MND	MND	MND	0,00E+00	2,04E-03	7,44E-02	6,95E-02	-4,96E-01

1) GWP = Global Warming Potential; 2) EP = Eutrophication potential. Required characterisation method and data are in kg P-eq. Multiply by 3,07 to get PO4e; 3) POCP = Photochemical ozone formation; 4) ADP = Abiotic depletion potential; 5) EN 15804+A2 disclaimer for Abiotic depletion and Water use and optional indicators except Particulate matter and Ionizing radiation, human health. The results of these environmental impact indicators shall be used with care as the uncertainties on these results are high or as there is limited experience with the indicator.

### ADDITIONAL (OPTIONAL) ENVIRONMENTAL IMPACT INDICATORS – EN 15804+A2, PEF (INFINITY 90)

Impact category	Unit	A1	A2	A3	A1-A3	A4	A5	B1	B2	B3	B4	B5	B6	B7	C1	C2	C3	C4	D
Particulate matter	Incidence	7,14E-08	2,98E-08	5,07E-08	1,52E-07	2,26E-08	1,14E-08	MND	5,30E-08	MND	MND	MND	MND	MND	0,00E+00	3,50E-09	8,88E-09	7,45E-09	-3,38E-08
Ionizing radiation <sup>6)</sup>	kBq	6,65E-02	2,34E-02	5,83E-02	1,48E-01	1,62E-02	1,10E-02	MND	1,35E+00	MND	MND	MND	MND	MND	0,00E+00	2,17E-03	5,94E-03	1,80E-03	-3,44E-01
Ecotoxicity (freshwater)	CTUe	1,89E+01	3,94E+00	1,12E+01	3,41E+01	2,60E+00	2,38E+00	MND	9,92E+01	MND	MND	MND	MND	MND	0,00E+00	4,10E-01	1,99E+00	1,72E+00	-1,29E+01
Human toxicity, cancer	CTUh	1,07E-09	1,29E-10	1,13E-09	2,33E-09	9,90E-11	1,53E-10	MND	1,86E-09	MND	MND	MND	MND	MND	0,00E+00	1,01E-11	3,01E-10	2,45E-10	-3,86E-10
Human tox. non-cancer	CTUh	1,78E-08	3,79E-09	2,39E-08	4,55E-08	2,89E-09	3,19E-09	MND	4,14E-08	MND	MND	MND	MND	MND	0,00E+00	4,06E-10	4,34E-09	2,91E-09	-7,71E-09
SQP <sup>7)</sup>	-	5,24E+00	4,05E+00	1,45E+01	2,38E+01	2,68E+00	1,64E+00	MND	6,90E+00	MND	MND	MND	MND	MND	0,00E+00	5,26E-01	1,06E+00	5,16E-01	-2,83E+00

6) EN 15804+A2 disclaimer for Ionizing radiation, human health. This impact category deals mainly with the eventual impact of low-dose ionizing radiation on human health of the nuclear fuel cycle. It does not consider effects due to possible nuclear accidents, occupational exposure nor due to radioactive waste disposal in underground facilities. Potential ionizing radiation from the soil, from radon and from some construction materials is also not measured by this indicator; 7) SQP = Land use related impacts/soil quality.

### USE OF NATURAL RESOURCES (INFINITY 90)

Impact category	Unit	A1	A2	A3	A1-A3	A4	A5	B1	B2	B3	B4	B5	B6	B7	C1	C2	C3	C4	D
Renew. PER as energy <sup>8)</sup>	MJ	7,56E-01	5,53E-02	1,96E+01	2,04E+01	4,51E-02	1,98E+00	MND	8,03E+00	MND	MND	MND	MND	MND	0,00E+00	5,14E-03	6,62E-02	8,54E-03	-1,83E+00
Renew. PER as material	MJ	0,00E+00	0,00E+00	1,17E+00	1,17E+00	0,00E+00	-1,17E+00	MND	0,00E+00	MND	MND	MND	MND	MND	0,00E+00	0,00E+00	0,00E+00	0,00E+00	4,13E-02
Total use of renew. PER	MJ	7,56E-01	5,53E-02	2,08E+01	2,16E+01	4,51E-02	8,05E-01	MND	8,03E+00	MND	MND	MND	MND	MND	0,00E+00	5,14E-03	6,62E-02	8,54E-03	-1,79E+00
Non-re. PER as energy	MJ	2,05E+01	4,77E+00	7,24E+00	3,25E+01	3,08E+00	5,91E+00	MND	2,39E+01	MND	MND	MND	MND	MND	0,00E+00	4,56E-01	6,90E-01	4,47E-01	-3,13E+01
Non-re. PER as material	MJ	2,21E+01	0,00E+00	-8,13E-01	2,13E+01	0,00E+00	-3,82E-02	MND	0,00E+00	MND	MND	MND	MND	MND	0,00E+00	0,00E+00	-1,60E+01	-5,30E+00	4,90E+01
Total use of non-re. PER	MJ	4,26E+01	4,77E+00	6,43E+00	5,38E+01	3,08E+00	5,87E+00	MND	2,39E+01	MND	MND	MND	MND	MND	0,00E+00	4,56E-01	-1,53E+01	-4,85E+00	1,77E+01
Secondary materials	kg	7,58E-03	1,53E-03	2,19E-02	3,10E-02	1,04E-03	1,91E-03	MND	1,09E-02	MND	MND	MND	MND	MND	0,00E+00	1,27E-04	3,74E-03	5,19E-04	4,12E-01
Renew. secondary fuels	MJ	1,87E-04	1,33E-05	1,93E-02	1,95E-02	1,08E-05	9,77E-04	MND	5,05E-05	MND	MND	MND	MND	MND	0,00E+00	1,28E-06	2,96E-05	6,15E-06	-4,93E-05
Non-ren. secondary fuels	MJ	0,00E+00	0,00E+00	0,00E+00	0,00E+00	0,00E+00	0,00E+00	MND	0,00E+00	MND	MND	MND	MND	MND	0,00E+00	0,00E+00	0,00E+00	0,00E+00	0,00E+00
Use of net fresh water	m <sup>3</sup>	1,92E-02	5,61E-04	4,74E-03	2,45E-02	4,11E-04	4,09E-03	MND	4,38E-02	MND	MND	MND	MND	MND	0,00E+00	5,91E-05	7,28E-04	-2,94E-05	-1,48E-02

8) PER = Primary energy resources.

### END OF LIFE – WASTE (INFINITY 90)

Impact category	Unit	A1	A2	A3	A1-A3	A4	A5	B1	B2	B3	B4	B5	B6	B7	C1	C2	C3	C4	D
Hazardous waste	kg	9,21E-02	5,90E-03	2,04E-01	3,02E-01	3,57E-03	1,68E-02	MND	5,42E-02	MND	MND	MND	MND	MND	0,00E+00	6,05E-04	1,14E-02	9,69E-03	-4,18E-02
Non-hazardous waste	kg	2,96E+00	9,11E-02	1,41E+00	4,46E+00	6,32E-02	3,85E-01	MND	1,11E+00	MND	MND	MND	MND	MND	0,00E+00	9,94E-03	7,54E-01	1,47E+00	-8,48E-01
Radioactive waste	kg	3,15E-05	3,26E-05	3,96E-05	1,04E-04	2,12E-05	1,39E-04	MND	2,97E-04	MND	MND	MND	MND	MND	0,00E+00	3,05E-06	2,39E-06	1,38E-06	-8,52E-05

### END OF LIFE – OUTPUT FLOWS (INFINITY 90)

Impact category	Unit	A1	A2	A3	A1-A3	A4	A5	B1	B2	B3	B4	B5	B6	B7	C1	C2	C3	C4	D
Components for re-use	kg	0,00E+00	0,00E+00	0,00E+00	0,00E+00	0,00E+00	0,00E+00	MND	0,00E+00	MND	MND	MND	MND	MND	0,00E+00	0,00E+00	0,00E+00	0,00E+00	0,00E+00
Materials for recycling	kg	0,00E+00	0,00E+00	0,00E+00	0,00E+00	0,00E+00	9,30E-02	MND	0,00E+00	MND	MND	MND	MND	MND	0,00E+00	0,00E+00	1,05E+00	0,00E+00	0,00E+00
Materials for energy rec	kg	0,00E+00	0,00E+00	0,00E+00	0,00E+00	0,00E+00	6,75E-02	MND	0,00E+00	MND	MND	MND	MND	MND	0,00E+00	0,00E+00	0,00E+00	0,00E+00	0,00E+00
Exported energy	MJ	0,00E+00	0,00E+00	0,00E+00	0,00E+00	0,00E+00	1,12E+00	MND	0,00E+00	MND	MND	MND	MND	MND	0,00E+00	0,00E+00	2,02E+01	0,00E+00	0,00E+00

### ENVIRONMENTAL IMPACTS – EN 15804+A1, CML / ISO 21930 (INFINITY 90)

Impact category	Unit	A1	A2	A3	A1-A3	A4	A5	B1	B2	B3	B4	B5	B6	B7	C1	C2	C3	C4	D
Global Warming Pot.	kg CO <sub>2</sub> e	1,52E+00	3,25E-01	7,01E-01	2,54E+00	2,02E-01	1,03E+00	MND	5,43E-01	MND	MND	MND	MND	MND	0,00E+00	3,01E-02	1,96E+00	1,41E+00	-1,79E+00
Ozone depletion Pot.	kg CFC <sub>11</sub> e	1,34E-07	5,86E-08	6,75E-08	2,60E-07	3,79E-08	1,83E-08	MND	4,10E-08	MND	MND	MND	MND	MND	0,00E+00	5,53E-09	4,37E-09	4,48E-09	-1,40E-07
Acidification	kg SO <sub>2</sub> e	5,05E-03	2,49E-03	4,32E-03	1,19E-02	8,67E-04	5,98E-03	MND	3,41E-03	MND	MND	MND	MND	MND	0,00E+00	9,99E-05	3,88E-04	2,27E-04	-3,72E-03
Eutrophication	kg PO <sub>4</sub> <sup>3</sup> e	3,45E-03	3,78E-04	8,94E-02	9,32E-02	2,03E-04	5,52E-03	MND	3,70E-03	MND	MND	MND	MND	MND	0,00E+00	2,28E-05	7,34E-04	4,19E-03	-9,10E-04
POCP ("smog")	kg C <sub>2</sub> H <sub>4</sub> e	4,13E-04	7,56E-05	2,75E-04	7,63E-04	2,82E-05	2,34E-04	MND	1,62E-04	MND	MND	MND	MND	MND	0,00E+00	3,90E-06	2,06E-05	4,42E-05	-3,19E-04
ADP-elements	kg Sbe	1,00E-05	8,01E-07	4,83E-06	1,57E-05	6,81E-07	1,10E-06	MND	1,46E-05	MND	MND	MND	MND	MND	0,00E+00	6,90E-08	1,07E-06	1,02E-07	-5,75E-06
ADP-fossil	MJ	4,26E+01	4,77E+00	7,28E+00	5,46E+01	3,08E+00	1,53E+01	MND	2,81E+01	MND	MND	MND	MND	MND	0,00E+00	4,56E-01	6,89E-01	4,47E-01	-4,75E+01

## VERIFICATION STATEMENT

### VERIFICATION PROCESS FOR THIS EPD

This EPD has been verified in accordance with ISO 14025 by an independent, third-party verifier by reviewing results, documents and compliancy with reference standard, ISO 14025 and ISO 14040/14044, following the process and checklists of the program operator for:

- This Environmental Product Declaration
- The Life-Cycle Assessment used in this EPD
- The digital background data for this EPD

Why does verification transparency matter? Read more online

This EPD has been generated by One Click LCA EPD generator, which has been verified and approved by the EPD Hub.

### THIRD-PARTY VERIFICATION STATEMENT

I hereby confirm that, following detailed examination, I have not established any relevant deviations by the studied Environmental Product Declaration (EPD), its LCA and project report, in terms of the data collected and used in the LCA calculations, the way the LCA-based calculations have been carried out, the presentation of environmental data in the EPD, and other additional environmental information, as present with respect to the procedural and methodological requirements in ISO 14025:2010 and reference standard.

I confirm that the company-specific data has been examined as regards plausibility and consistency; the declaration owner is responsible for its factual integrity and legal compliance.

I confirm that I have sufficient knowledge and experience of construction products, this specific product category, the construction industry, relevant standards, and the geographical area of the EPD to carry out this verification.

I confirm my independence in my role as verifier; I have not been involved in the execution of the LCA or in the development of the declaration and have no conflicts of interest regarding this verification.

Imane Uald lamkaddam, as an authorized verifier acting for EPD Hub Limited  
10.01.2025

